

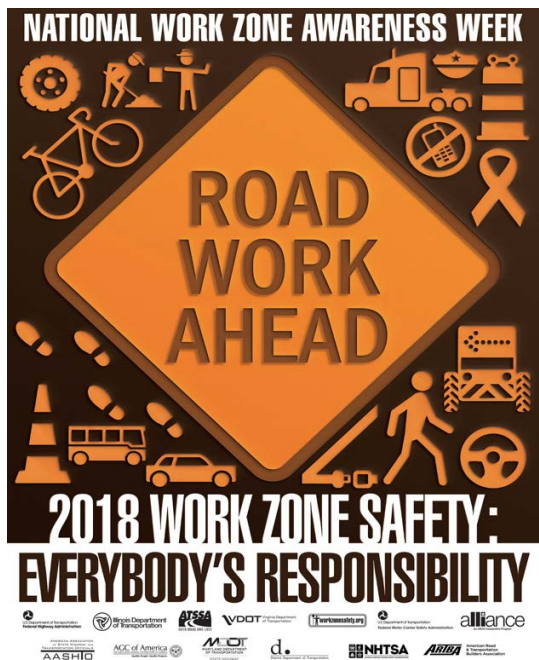
In This Issue:
Next Week is 2018 National Work Zone Awareness Week April 9th-13th
10 Tips for Driving Safely in Work Zones
Full Enforcement of E-logs Began April 1st
Do You Need a Commercial Driver's License (CDL) to Operate a Straight Truck Less than 26,001 pounds GVWR with Air Brakes?
May is Motorcycle Safety Awareness Month
Navigating Safety and Compliance in 2018

Is this email not displaying correctly?
[View it in your browser](#)



SAFETY BULLETIN

Next Week is 2018 National Work Zone Awareness Week April 9th-13th



National Work Zone Awareness Week (NWZAW) is an annual spring campaign held at the start of construction season to encourage safe driving through highway work zones and construction sites. The key message is for drivers to use extra caution in work zones. For more information, [Click Here](#).

April 6, 2018

May is Motorcycle Safety Awareness Month



Motorist awareness is an important component of the National Highway Traffic Safety Administration's comprehensive motorcycle safety program. Over two-thirds of fatal motorcycle crashes involve a motorcycle and another vehicle. The motorist either does not see the oncoming motorcycle at all or does not see the motorcycle in time to avoid a crash. It is important for motorists to know that their actions affect the safety of motorcyclists. A motorist and a motorcyclist may take different actions for the same driving or highway situation. For example, a motorist may ignore a piece of road debris; however, that same piece of road debris may be deadly for a motorcyclist.

As a motorist or a passenger, there are some

10 Tips for Driving Safely in Work Zones

- EXPECT THE UNEXPECTED! (Normal speed limits may be reduced, traffic lanes may be changed, and people may be working on or near the road.)
- SLOW DOWN! (Speeding is one of the major causes of work zone crashes.)
- DON'T TAILGATE! KEEP A SAFE DISTANCE BETWEEN YOU AND THE CAR AHEAD OF YOU. (The most common crash in a highway work zone is the rear end collision. So, don't tailgate.)
- KEEP A SAFE DISTANCE BETWEEN YOUR VEHICLE AND THE CONSTRUCTION WORKERS AND THEIR EQUIPMENT.
- PAY ATTENTION TO THE SIGNS! (The warning signs are there to help you and other drivers move safely through the work zone. Observe the posted signs until you see the one that says you've left the work zone.)
- OBEY ROAD CREW FLAGGERS! (The flagger knows what is best for moving traffic safely in the work zone. A flagger has the same authority as a

regulatory sign, so you can be cited for disobeying his or her directions.)

- **STAY ALERT AND MINIMIZE DISTRACTIONS!** (Dedicate your full attention to the roadway and avoid changing radio stations or using cell phones while driving in a work zone.)
- **KEEP UP WITH THE TRAFFIC FLOW.** (Motorists can help maintain traffic flow and posted speeds by merging as soon as possible. Don't drive right up to the lane closure and then try barge in.)
- **SCHEDULE ENOUGH TIME TO DRIVE SAFELY AND CHECK RADIO, TV AND WEBSITES FOR TRAFFIC INFORMATION.** (Expect delays and leave early so you can reach your destination on time.)
- **BE PATIENT AND STAY CALM.** (Work zones aren't there to personally inconvenience you. Remember, the work zone crew members are working to improve the road and make your future drive better.)
- Most States have a 511 Road condition app that you can download to your smart device.

Full Enforcement of E-logs Began April 1st

The Commercial Vehicle Safety Alliance (CVSA) reaffirms that roadside inspection personnel are enforcing the electronic record of duty status (i.e., e-log) mandate effective April 1, 2018.

According to CVSA, commercial motor vehicle (CMV) drivers are expected to have a registered electronic logging device (ELD) or a grandfathered automatic on-board recording device (AOBRD). If a property-carrying driver is operating a CMV without one of the two options, he or she will be placed out of service for 10 hours.

Similarly, a passenger-carrying CMV driver will be placed out of service for 8 hours.

In addition, failing to have a required e-log device will appear on the roadside inspection report, and a ticket or civil penalty may be given to the driver.

Any e-log violation appearing on a roadside inspection report will count against a motor carrier's Compliance, Safety, Accountability (CSA) Hours-of-Service Compliance BASIC. FMCSA will determine appropriate actions against motor carriers that are out of compliance.

What happens after being placed out of service?

CVSA indicates that after being placed out of service for 8 or 10 hours respectively, the driver:

- May continue to the final destination, but he or she must:
 - Accurately document his or her hours of service using a paper record of duty status, and
 - Carry a copy of the inspection report and/or citation.
- If stopped again before reaching the final destination, must provide enforcement personnel with a copy of the inspection report and proof that he



steps to become more aware of motorcyclists.

Respect the motorcyclist:

Remember the motorcycle is a vehicle with all of the privileges of any vehicle on the roadway. Give the motorcyclist a full lane of travel.

Look out:

Look for the motorcyclist on the highway, at intersections, when a motorcyclist may be making a left turn, and when a motorcyclist may be changing lanes. Clearly signal your intentions.

Anticipate a motorcyclist's maneuver:

Obstructions (debris, potholes, etc.) that you may ignore or not notice can be deadly for a motorcyclist. Predict evasive actions.

Allow plenty of space:

Don't follow a motorcycle too closely. Allow enough room for the motorcyclist to take evasive actions.

Navigating Safety and Compliance in 2018


Idealease and the National Private Truck Council NPTC will again be hosting safety seminars in 2018. The one day seminar this year will focus on the new Electronic Logging Device (ELD) regulation, basic safety and compliance, regulation changes and CSA. The seminars will be provided to all Idealease customers, potential customers and NPTC members at no charge. The seminar provides important information applicable for both the novice and experienced transportation professionals. To register for an upcoming seminar in 2018 [Click Here](#).

or she is continuing the original trip. This may be satisfied using a bill of lading.

After reaching his or her final destination, CVSA states the driver may return to the principle place of business or terminal empty to obtain an ELD. However, if he or she is dispatched again without an acceptable e-log device, the driver will be subject to the out-of-service procedures noted above.

Do You Need a Commercial Driver's License (CDL) to Operate a Straight Truck Less than 26,001 pounds GVWR with Air Brakes?

This is a question that I receive a lot during the seminars and from our lease and rental managers. The definition of a Commercial Motor Vehicle for the purpose of requiring a CDL as described in CFR 383.5 is as follows:



Commercial motor vehicle (CMV) means a motor vehicle or a combination of motor vehicles used in commerce to transport passengers or property if the motor vehicle-


- Has a gross combination weight rating of 11,794 kilograms or more (26,001 pounds or more) inclusive of the towed

unit(s) with a gross weight rating of more than 4,536 kilograms (10,000 pounds)

- Has a gross vehicle weight rating of 11,794 or more kilograms (26,001 pounds or more)
- Is designed to transport 16 or more passengers, including the driver
- Is of any size and is used in the transportation of hazardous materials as defined in CFR 383.5

So the answer is NO. However, your state may require a chauffeur's license for a vehicle with a GVWR 10,000 pounds or more and less than 26,001 pounds, i.e.; Michigan and Illinois.

Also keep in mind that there is no such thing as an air brake endorsement!!!! In



Spring Seminars (March-May)

4/10/2018	St. Louis, MO
4/11/2018	Indianapolis, IN
4/12/2018	Memphis, TN
4/12/2018	Columbus, OH
4/24/2018	Columbia, SC
4/25/2018	Atlanta, GA
4/25/2018	Toledo, OH
4/26/2018	Tampa, FL
4/26/2018	Lancaster, PA
5/1/2018	Ft. Lauderdale, FL
5/2/2018	Ft. Myers, FL
5/8/2018	Tukwila, WA
5/10/2018	Aurora, CO
5/10/2018	Lexington, KY
5/15/2018	Detroit, MI
5/22/2018	San Leandro, CA

Fall Seminars (Sept-Oct)

9/25/2018	Dallas, TX
9/26/2018	Houston, TX
10/16/18	Kansas City, MO
10/25/18	Oklahoma City, OK
TBD	Moncton, NB
TBD	Northern CA

reference to a Class A or B CDL there is an air brake restriction only. This means that the license holder either failed the air brake section of their CDL examination or they used a CMV without air brakes for their skills test.



TBD	Northern CA
TBD	Nashville, TN
TBD	Modesto/Turlock, CA

[follow on Twitter](#) | [friend on Facebook](#) | [forward to a friend](#) | [subscribe](#)

The Idealease Safety Bulletin is provided for Idealease locations and their customers and is not to be construed as a complete or exhaustive source of compliance or safety information. The Idealease Safety Bulletin is advisory in nature and does not warrant, guarantee, or otherwise certify compliance with laws, regulations, requirements, or guidelines of any local, state, or Federal agency and/or governing body, or industry standards.

Copyright © 2018, All rights reserved.

Our mailing address is:

Idealease
430 North Rand Road
North Barrington, IL 60010

Please do not forward this email message, as YOU could possibly be removed from the mailing list if the recipient chooses to opt out. You can find the Safety Bulletins in pdf format [here](#).

[unsubscribe from this list](#) | [update subscription preferences](#)